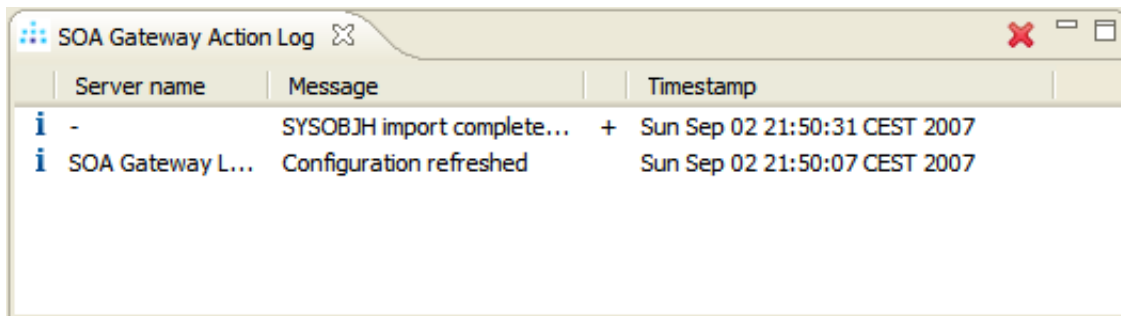


The SOA Gateway Control Center Action Log

The Action Log View displays information and error messages related to the 'client' actions carried out within your Control Center session, it does NOT show any server messages, these are available through the Apache log-files on your server(s).

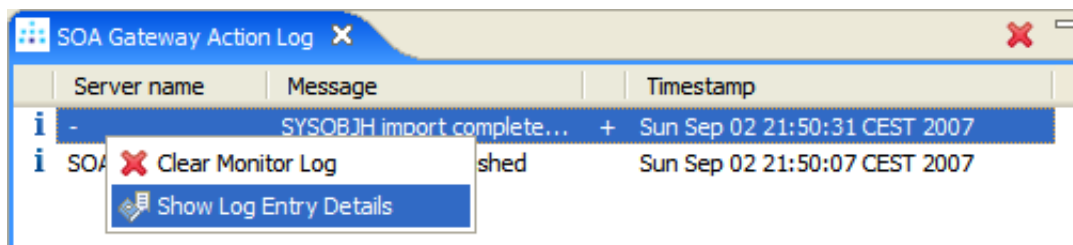
Working with the Action Log



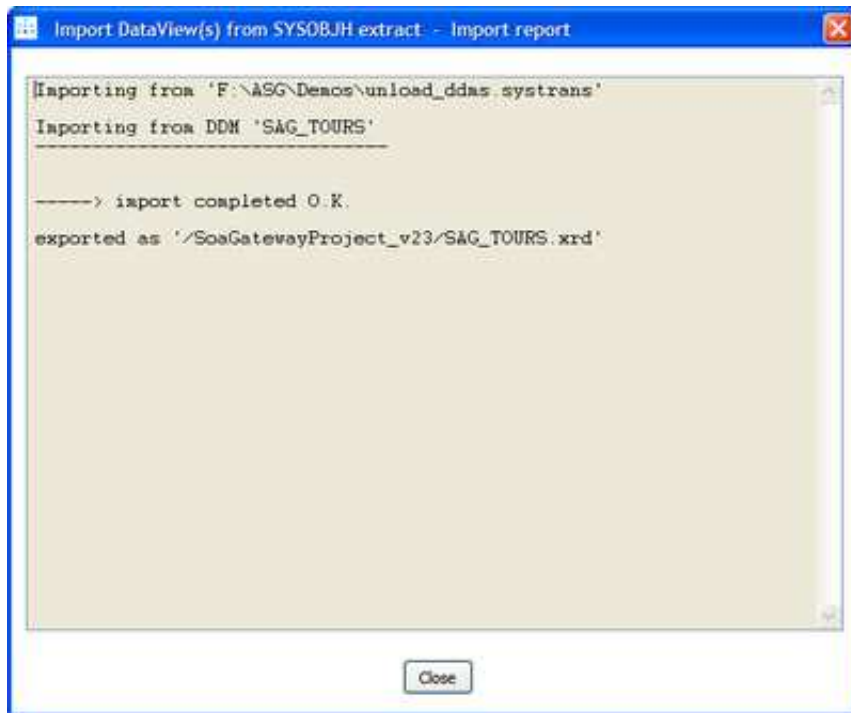
Server name	Message	Timestamp
-	SYSOBJH import complete...	Sun Sep 02 21:50:31 CEST 2007
SOA Gateway L...	Configuration refreshed	Sun Sep 02 21:50:07 CEST 2007

These are the columns visible in the Action Log View

- The first column displays an icon regarding the message severity (information, warning, error).
- Message directly related to an action targeted at a specific server display the server name.
- The message text
- The unnamed column between 'Message' and 'Timestamp' indicates if more information is available for a given message. If this column shows a '+' (plus sign), right-click the message entry in question, then select "Show Log Entry Details" from the context menu.



- This will display the detailed information or error description in a popup-window.



Click the 'Close' button to dismiss the window.